

P2A*L

MANIFOLDS WITH SIDE PORTS FOR ISO 4401-03 VALVES

SERIES 11

- The P2A*L series of manifolds is designed for connection in parallel of two or more ISO 4401-03 valves.
- The monocast design enables the simple creation of circuits without the use of pipes and fittings, thereby reducing overall dimensions to a minimum.
- All sections feature a common pressure and discharge fitting on both ends of the subplate.
- Maximum flow rate can be increased up to double the output if the sub-plates are powered at both ends.
- Each section is fitted with work ports A and B positioned on the side of the sub-plate.
- Subplates are available in aluminium.

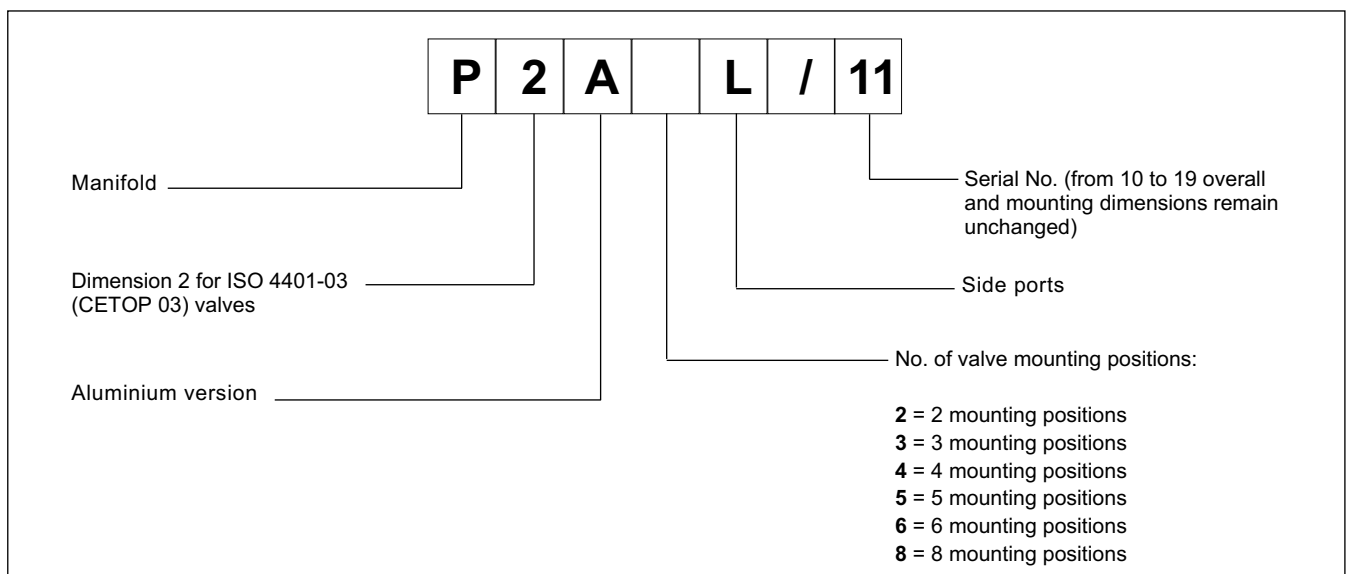
p max 210 bar

Q max 50 l/min

TECHNICAL SPECIFICATIONS

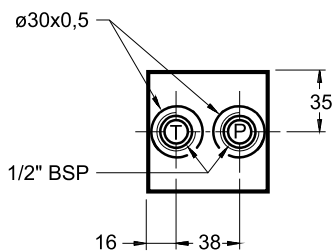
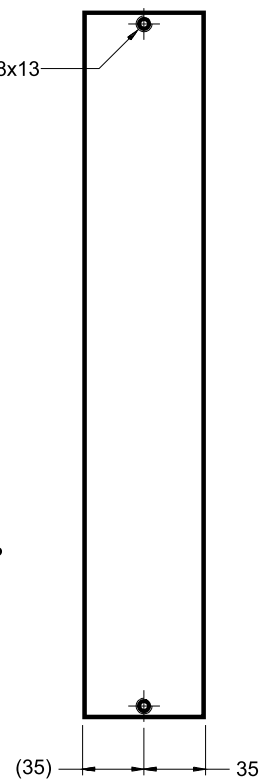
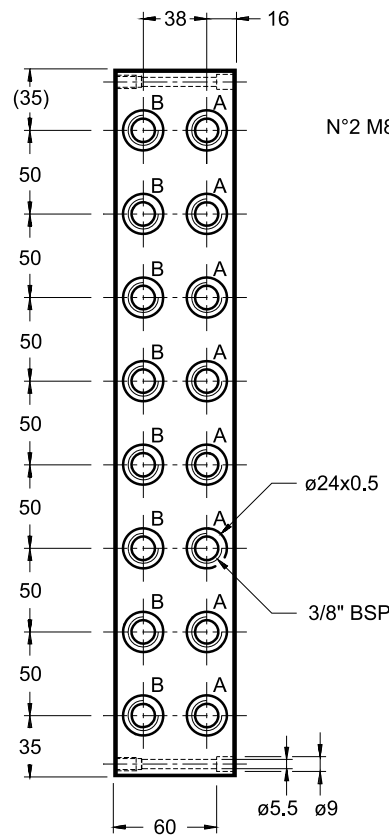
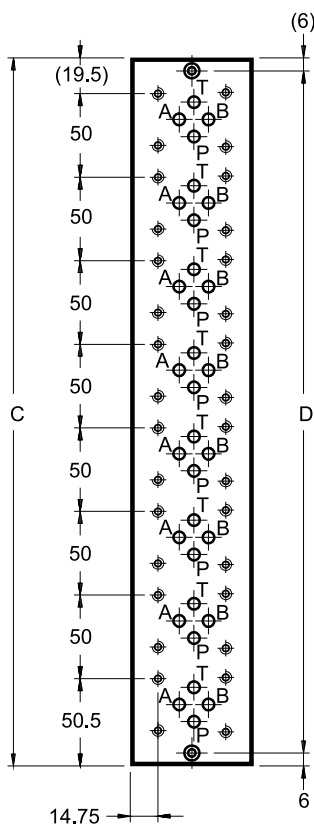
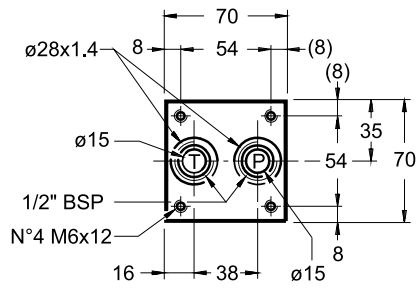
Maximum operating pressure - ports P - A - B - port T	bar	210 140
Maximum flow	l/min	50
Port dimensions: P - pressure T - lower drainage A/B - working lines	BSP	1/2" 1/2" 3/8"
Ambient temperature range	°C	-20 / +60
Fluid temperature range	°C	-20 / +80
Fluid viscosity range	cSt	10 ÷ 400
Fluid contamination degree	cSt	25
Recommended viscosity	According to ISO 4406:1999 class 20/18/15	

1 - IDENTIFICATION CODE



2 - OVERALL AND MOUNTING DIMENSIONS

dimensions in mm



Manifold	No. of valve mounting positions	C	D
P2A2L	2	120	108
P2A3L	3	170	158
P2A4L	4	220	208
P2A5L	5	270	258
P2A6L	6	320	308
P2A8L	8	420	408