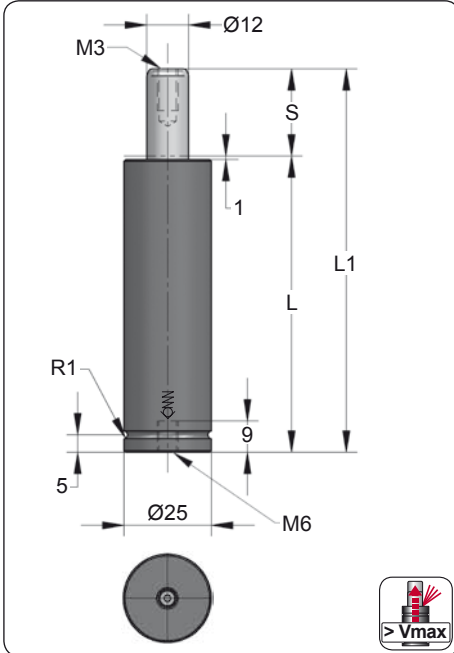
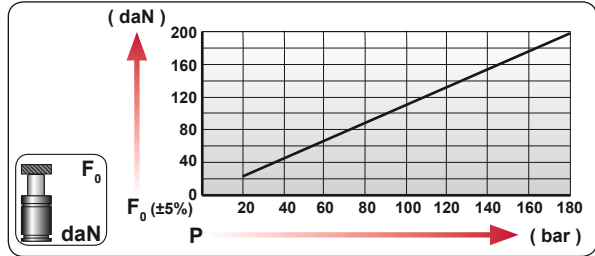


CM 200

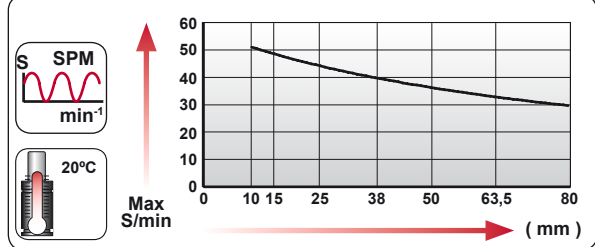
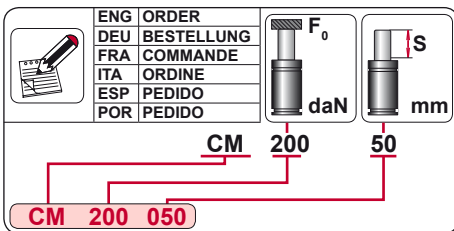
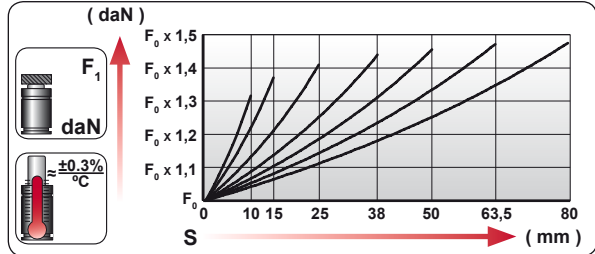
Heavy Duty



ORDER	S (mm)	L1 ±0,25 (mm)	L (mm)	Kg.
CM 200 010	10	80	70	0.21
CM 200 015	15	90	75	0.22
CM 200 025	25	110	85	0.24
CM 200 038	38	136	98	0.27
CM 200 050	50	160	110	0.29
CM 200 063	63.5	186.5	123	0.31
CM 200 080	80	220	140	0.34



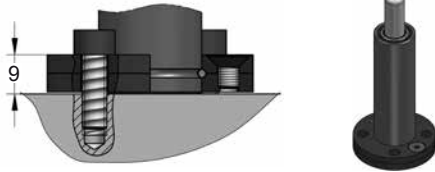
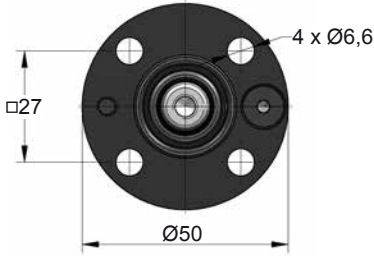
CODE					
		bar	psi		
CM 200 050		180	2610	205	300
CM-H 200 050		0	0	---	---



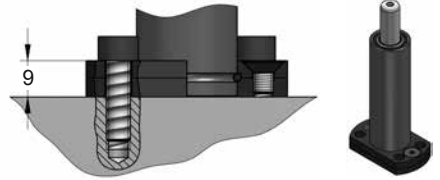
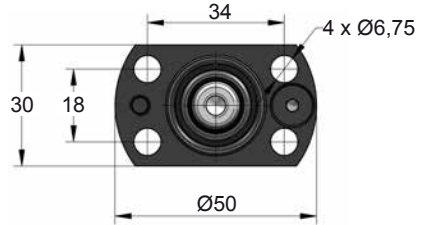
N ₂	Smax < 90%	Vmax 1,6 m/s	bar psi	bar psi	°C °F	°C °F	X
			20 290	180 2610	0 32	80 176	



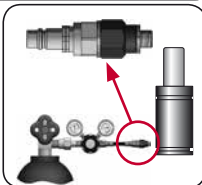
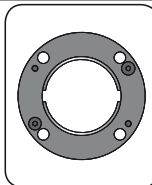

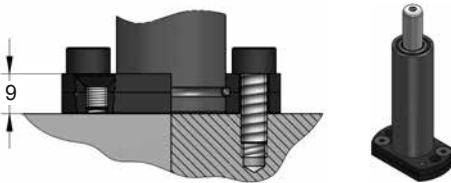
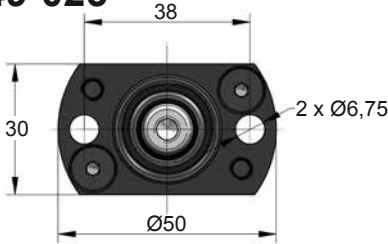
A14-025



A44-025



A49-025



CODE	CM 200 050	KIT S-XXXXXXX KIT C-XXXXXXX	A14-025	06 CG 2-Q
ENG ORDER	GAS SPRING	REPAIR KIT	FLANGE	CHARGING ADAPTER
DEU BESTELLUNG	GASDRUCKFEDER	ERSATZTEILSATZ	FLANSCHEN	LADEADAPTER
FRA COMMANDE	RESSORT À GAZ	KIT DE RÉPARATION	BRIDE	RACCORD DE CHARGE
ITA ORDINE	CILINDRO AD AZOTO	KIT DI MANUTENZIONE	FLANGE	ADATTATORE DI CARICO
ESP PEDIDO	RESORTE DE GAS	KIT DE REPARACION	BRIDA	ADAPTADOR DE CARGA
POR PEDIDO	CILINDRO DE GAS	KIT DE MANUTENÇÃO	FLANGE	ADAPTADOR DE CARGA